







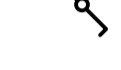

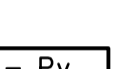






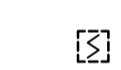

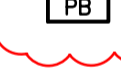
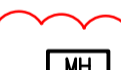
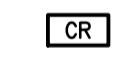
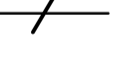
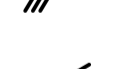


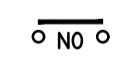
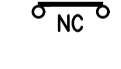







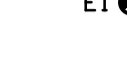




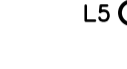





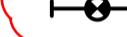


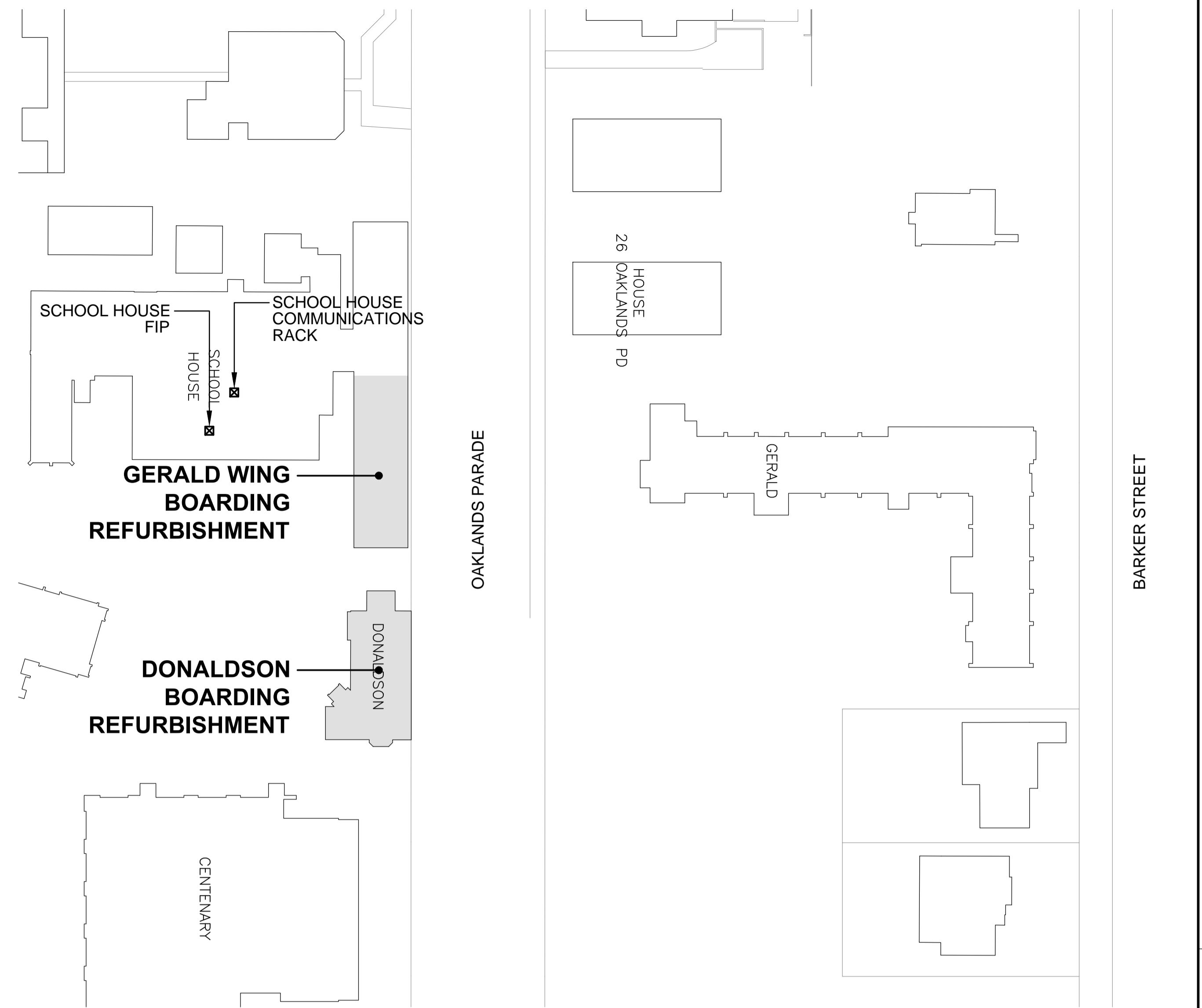


LEGEND

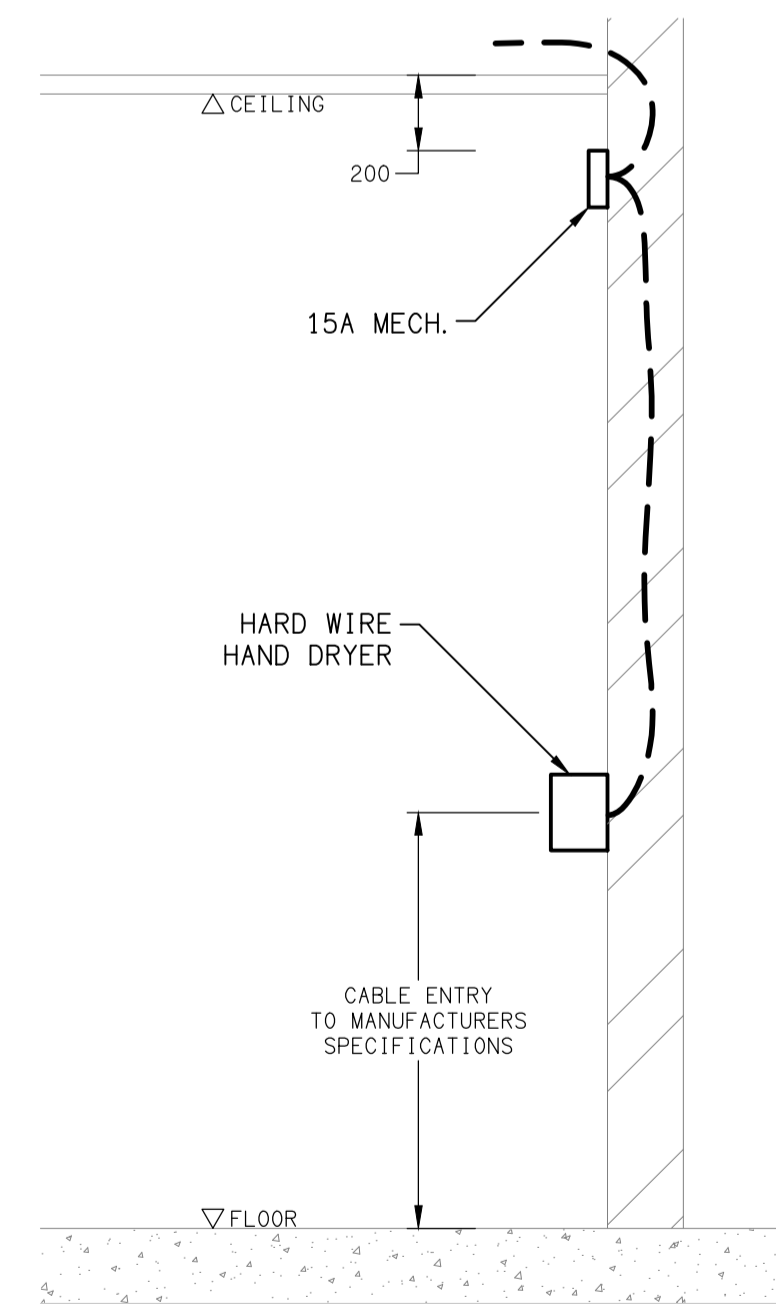
-  ELECTRICAL SERVICES SWITCHBOARD.
-  SWITCHBOARD / CONTROL PANEL NOT PROVIDED AS PART OF THE ELECTRICAL SUBCONTRACT.
-  SINGLE POWER OUTLET.
-  DOUBLE POWER OUTLET.
-  SPECIAL PURPOSE POWER OUTLET.
-  SINGLE PHASE ISOLATOR.
-  THREE PHASE ISOLATOR.
-  HAND DRYER CONNECTION.
-  LIGHTING CONTROL SWITCH PANEL, TYPE AS NOTED.
-  ONE-WAY LIGHT SWITCH.
-  TWO-WAY LIGHT SWITCH.
-  CIRCUIT LINE.
-  SWITCH LINE.
-  POWER CIRCUIT DESIGNATION. DENOTES DB AND CIRCUIT.
-  LIGHTING CONTROL CHANNEL REFERENCE.
-  ELECTRICAL EQUIPMENT AS NOTED.
-  RJ45 COMMUNICATIONS OUTLET.
-  PA MULTI-TAP CONE SPEAKER.
-  FIRE EVACUATION SPEAKER.
-  FIRE INDICATOR PANEL.
-  THERMAL DETECTOR.
-  SMOKE DETECTOR.
-  CONCEALED SPACE SMOKE DETECTOR.
-  WINDOW MOUNTED EXHAUST FAN.
-  DOOR PUSH BUTTON.
-  FIRE ALARM SYSTEM ACCESS CONTROL INTERFACE.
-  DOOR REED SWITCH.
-  MAGNETIC DOOR HOLDER.
-  ELECTRIC STRIKE.
-  CARD READER.
-  SINGLE PHASE.
-  THREE PHASE.
-  CIRCUIT BREAKER.
-  ISOLATOR.
-  RESIDUAL CURRENT DEVICE.
-  CONTACTOR - NORMALLY OPEN.
-  CONTACTOR - NORMALLY CLOSED.
-  MANUAL DALI POT DIMMER.
- REFER TO DETAIL NOTED FOR THE AREA SHOWN HATCHED. ADDITIONAL OUTLETS & FITTINGS MAY BE SHOWN ON DETAIL.

LEGEND

-  A: DOUBLE GPO C/W SWITCH TO CONTROL THE ADJACENT L2 LIGHT FITTING.
-  B: SINGLE GPO C/W SWITCH TO CONTROL THE REFRIGERATOR.
-  E1: GENERAL LED EMERGENCY LIGHT.
-  EX: EMERGENCY LED EXIT LIGHT.
-  L1: RECESSED DOWNLIGHT.
-  L2: LED STRIP LIGHT MOUNTED UNDER SHELF SWITCHED AT THE TYPE A OUTLET.
-  L3: 600 LONG BATTEN C/W INTEGRAL SENSOR.
-  L4: RECESSED WALL MOUNTED DALI DIMMABLE NIGHT LIGHT.
-  L5: RECESSED DALI DIMMABLE DOWNLIGHT.
-  L6: RECESSED DOWNLIGHT.
-  L7: 1200 LONG BATTEN C/W INTEGRAL SENSOR.
-  L8: RECESSED DOWNLIGHT.
-  L9: LED STRIP LIGHT MOUNTED UNDER OVERHEAD CUPBOARD.
-  L10: NO LONGER REQUIRED.
-  L11: BLACK RECESSED DOWNLIGHT.
-  L12: 1200 LONG IP66 BATTEN C/W NON-MAINTAINED EMERGENCY LIGHT.



LOCATION PLAN
YEAR 7 BOARDING REFURBISHMENT
SCALE 1:500



DETAIL
HAND DRYER CONNECTION
NOT TO SCALE

ELECTRICAL DESIGN GROUP BRISBANE
PTY LTD
ACN 092 710 793
TRADING AS:
ELECTRICAL DESIGN GROUP

THE COPYRIGHT OF THIS DRAWING
REMAINS THE PROPERTY OF THE
ELECTRICAL DESIGN GROUP.
USE FIGURED DIMENSIONS
IN PREFERENCE TO SCALE.
ALL DIMENSIONS TO BE
VERIFIED ONSITE.

ELECTRICAL DESIGN GROUP
ELECTRICAL BUILDING SERVICES CONSULTANTS
BRISBANE GOLD COAST

P.O.Box 15, Sherwood Q.4075
Phone: (07) 3278 4375
Email: brisbane@edg.net.au
Web: www.edg.net.au

PROJECT:
ANGLICAN CHURCH GRAMMAR SCHOOL
YEAR 7 BOARDING

OAKLANDS PARADE, EAST BRISBANE

C	TENDER	10/07/2024
REV.	DESCRIPTION:	DATE:

DRAWING:
**ELECTRICAL SERVICES
LEGEND & LOCATION PLAN**

SCALE:
1:500

AT A1

PROJECT NO:
C3247a

DRAWING NO:
E01

REVISION:
C